

DAMTEC[®]

ACOUSTIC UNDERLAY

PROVIDING YOU PEACE AND QUIET

“DIRECT-STICK”

TIMBER FLOORING APPLICATIONS

with Damtec[®] Standard or Damtec Color Acoustic Underlay



Manufactured by




made
in
Germany


Engineered solutions against impact sound

DAMTEC® Standard ACOUSTIC UNDERLAY SAMPLE



DAMTEC® Color ACOUSTIC UNDERLAY SAMPLE





DAMTEC® Standard is a popular, cost-effective and extremely resilient rubber and cork composite acoustic underlay manufactured from recycled materials to reduce the attenuation, impact sound issues under timber floors. This product has been specifically designed for “Direct-Stick” applications due also to the implementation of a high grade cork composite to provide superior adhesion qualities and also a more dense and rigid substrate to adhere the nominated floor finish. This product comes in roll form and is very quick and easy to install ensuring a reliable and efficient installation.

Product Data Sheet

Material :	Fine granules of recycled rubber and cork with PU elastomer bonding agent
Colour :	Black (granulate), beige (cork)
Surface :	Fine granular texture
Width :	1,000mm ± 1.5%
Length :	± 1.5%
Available thickness :	2, 3mm ± 0.3mm (4,5 & 6mm available for custom orders)
Density :	Approx. 700 kg/m ³
Tensile strength :	Approx. 0.6 N/mm ² (EN ISO 1798)
Elongation at break :	Approx. 20% (EN ISO 1798)
Service temperature range :	-30° C to 80° C
Flammability rating :	B2 (DIN 4102-1), Efl (ISO 11925/EN 13501)
Heat transmission coefficient :	0.06 m ² K/W for 5mm slab (DIN 52612)



DAMTEC® Color PRODUCT INFORMATION



DAMTEC® Color is a high performing acoustic underlay manufactured using an exclusive and unique, 1st grade, medical compound rubber that is plasticiser free together with natural, recycled cork to again provide a high level of impact sound attenuation and to also provide, in a practical sense, superior adhesion qualities and a more dense and rigid substrate to adhere the nominated floor finish. This product comes in roll form and is very quick and easy to install ensuring a reliable and efficient installation.

Product Data Sheet

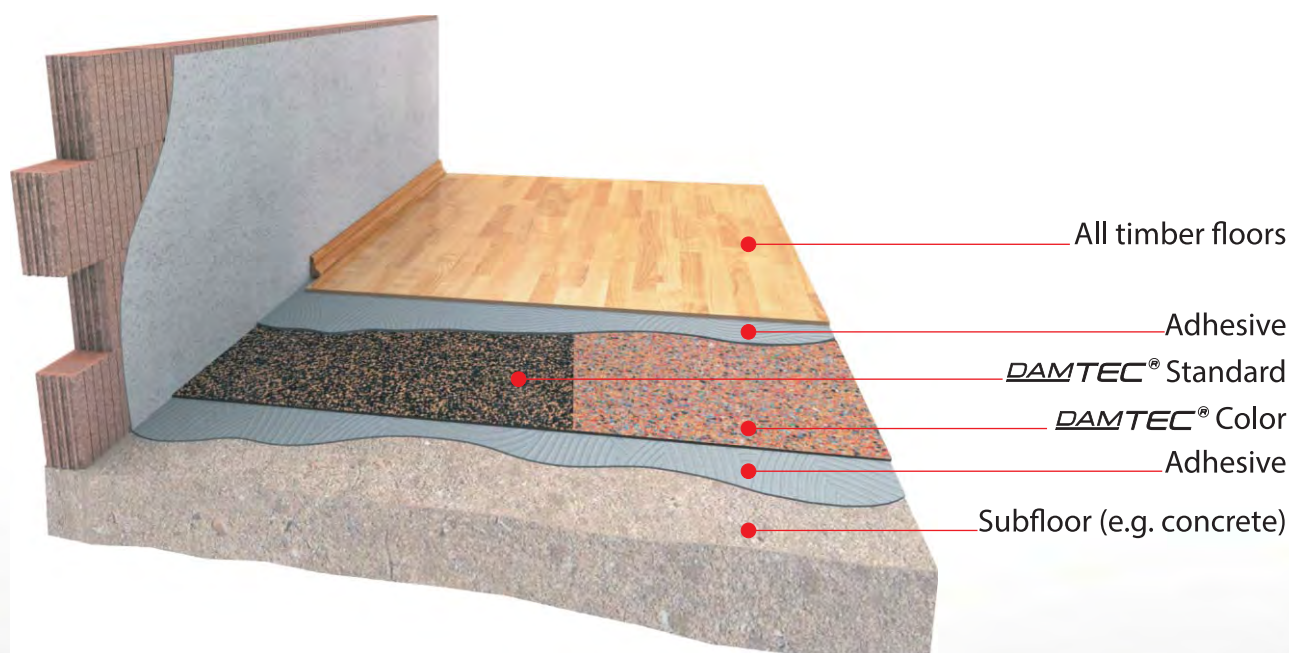
Material :	High-quality granules of recycled, medical grade rubber and cork with PU elastomer bonding agent
Colour :	Multicoloured
Surface :	Granular texture
Width :	1,000mm ± 1.5%
Length :	± 1.5%
Available thickness :	2, 3mm ± 0.3mm (4,5 & 6mm available for custom orders)
Density :	Approx. 650 kg/m ³
Tensile strength :	Approx. 0.5 N/mm ² (EN ISO 1798)
Elongation at break :	Approx. 20% (EN ISO 1798)
Service temperature range :	-30° C to 80° C
Flammability rating :	B2 (DIN 4102-1), Efl (ISO 11925/EN 13501)
Heat transmission coefficient :	0.04 m ² K/W for 3mm slab (DIN 52612)



*** Note: All testing conducted on ONLY 140mm thick concrete slab with NO CEILING and in accordance with ISO 140 with results calculated in accordance with ISO 717.2 (as per B.C.A. requirements.)**

Test report No:	Floor covering	Thickness (mm)	ΔL_w	C_i	L_{nw}	L_{nw+CI}	ΔL_{lin}
DAMTEC ® Standard							
KB-110805B TS	10mm Engineered Timber Floor (Adhered)	2mm	11dB	-2	62	60	2
KB-110805C TS	10mm Engineered Timber Floor (Adhered)	3mm	12dB	-1	61	60	3
KB-050107K TS	16mm Parquetry block (Adhered)	2mm	17dB	-1	56	55	7
KB-050107L TS	16mm Parquetry block (Adhered)	3mm	18dB	0	55	55	8
KB-050107M TS	16mm Parquetry block (Adhered)	5mm	18dB	-1	55	54	8
KB-300306C	18mm Timber Floor Bonded to 13mm Plywood (Adhered)	3mm	15dB	0	59	59	3
KB-300306D	18mm Timber Floor Bonded to 13mm Plywood (Adhered)	5mm	16dB	1	58	59	4
DAMTEC ® Color							
KB-040107C	18mm Timber Floor Bonded to 13mm Plywood (Adhered)	2mm	17dB	1	57	58	5
KB-040107N	16mm Parquetry Block (Adhered)	2mm	19dB	-1	55	54	9

DAMTEC® "DIRECT-STICK" TIMBER FLOORING APPLICATIONS with **Damtec Standard** or **Damtec Color** Acoustic Underlay



DAMTEC® FEATURES AND BENEFITS

- Minimum effect on floor heights and threshold points and provides significantly less risks of deflections and movement in the floor finish as opposed to thicker underlays.
- All products tested are compliant to the Building Code of Australia (Part F5).
- All products are ECO friendly and certified (Including LEED certified).
- All products contain 100% recycled raw materials that can be recycled again.
- Minimises hollow clicking sounds and reverberations under hard floors.
- Fully warranted & compatible floor systems with leading adhesive manufacturers.
- Outstanding long-term, compressive strength and load bearing performance under high point loads.
- Superior resistance to moisture absorption and rot degradation.

1. GENERAL INFORMATION

The following instructions are recommendations based on our experience with installers and material suppliers.

Concrete and timber substrates should be straight, clean and dust free. (IE: a keyable finish.) Any laitance residue or curing compound on the substrate's surface should be removed prior to the installation of the DAMTEC® acoustic underlays.

Observe other building materials' installation and data sheets such as, adhesives, waterproofing membranes, screed mixing ratios etc...etc...

It is strongly advised that upon completion of installation, no tradespersons are to walk over the acoustic underlay for a minimum of 24 hours. Please try and close doors behind you. In the event that this is not practical, please ensure that the underlay is covered with an appropriate cover.



2. SUBSTRATE PREPARATION

Check and prepare substrate in accordance with the relevant Australian Standards. Concrete substrates are to be free of "hydrostatic pressure"

All substrates must conform to the national sub base regulations. They must be level, clean, firm, stable bearing, dry, free of cracks and free of substances which reduce adhesion (e.g. oil, dust, abrasion debris, old paint etc.)

All concrete substrates are to possess a moisture content reading of less than 5%. If required, an appropriate primer or moisture barrier membrane is to be installed prior to the installation of the DAMTEC® acoustic underlay products.

Check the adhesive manufacturer's usage instructions for possible special procedures which might need to be adhered to regarding levelling compounds or primers.

For timber substrate applications, ensure that the floor is completely fixed. Any previous stains, sealers or polish is to be removed.



3. STORAGE / PREPARATION

The DAMTEC® acoustic underlay rolls should be stored horizontally and in dry areas at constant temperature.

Roll out, loose lay and butt join the underlay ensuring that it is slightly larger than the surface to be covered. Loose lay the underlay perpendicular to the subsequent installation direction of the floor finish.

Leave the underlay in place for a minimum of 12 hours.

This initial process is vital, as it allows for dimensional relaxation and temperature equilibration to the rooms characteristics.

At the edges, near vertical components like walls, ensure you have at least 50mm extra material running up the walls to allow for a tight cut in after the relaxation period.

4. INSTALLATION - Adhering DAMTEC® acoustic underlay to substrate.

Once the relaxation period has ended and prior to adhering, cut all excess acoustic underlay to the exact dimensions of the surface to be covered with a straight-edge and sharp stanley knife.

Pull back the DAMTEC® acoustic underlay to about halfway and observing the adhesive manufacturers' data and installation sheets, trowel adhesive (2.4mm V-Notch trowel recommended) onto the substrate. Pick up the underlay and very carefully lay the DAMTEC® acoustic underlay into the adhesive whilst still wet.

Move to the opposite side and carry out the same process. Once the first strip is complete, move onto the next, adjacent strip ensuring and checking that each strip is tightly butt-joined with no overlaps and NO GAPS.

It is advised that you begin the bonding of the DAMTEC® acoustic underlay from the furthest point of the room and work back towards the entry, hence minimising the need to step on the installation once completed.

Allow appropriate time for temperature equilibration of adhesive and floor finish materials as specified by the respective manufacturers' instructions.



•••• Gummiwerk KRAIBURG RELASTEC GmbH · Fuchsberger Straße 4 · D -29410 Salzwedel
 Fon +49-(0)8683-701-142 · Fax +49-(0)8683-701-4142 · christina.wallner@kraiburg-relastec.com · www.kraiburg-relastec.com/damtec/
 Sitz der Gesellschaft Salzwedel · Handelsregister Stendal HRB 525 · Geschäftsführer Georg Stockhammer

5. INSTALLATION OF FLOOR FINISH

The nominated floor finish is to be installed on top of the cured DAMTEC® acoustic underlay in accordance with the relevant floor and adhesive manufacturers' specifications. We strongly recommend that for hard floor finishes like tiles and timbers, allow at minimum, a 5mm rebate from the adjacent structural walls to minimise flanking noise transmission.

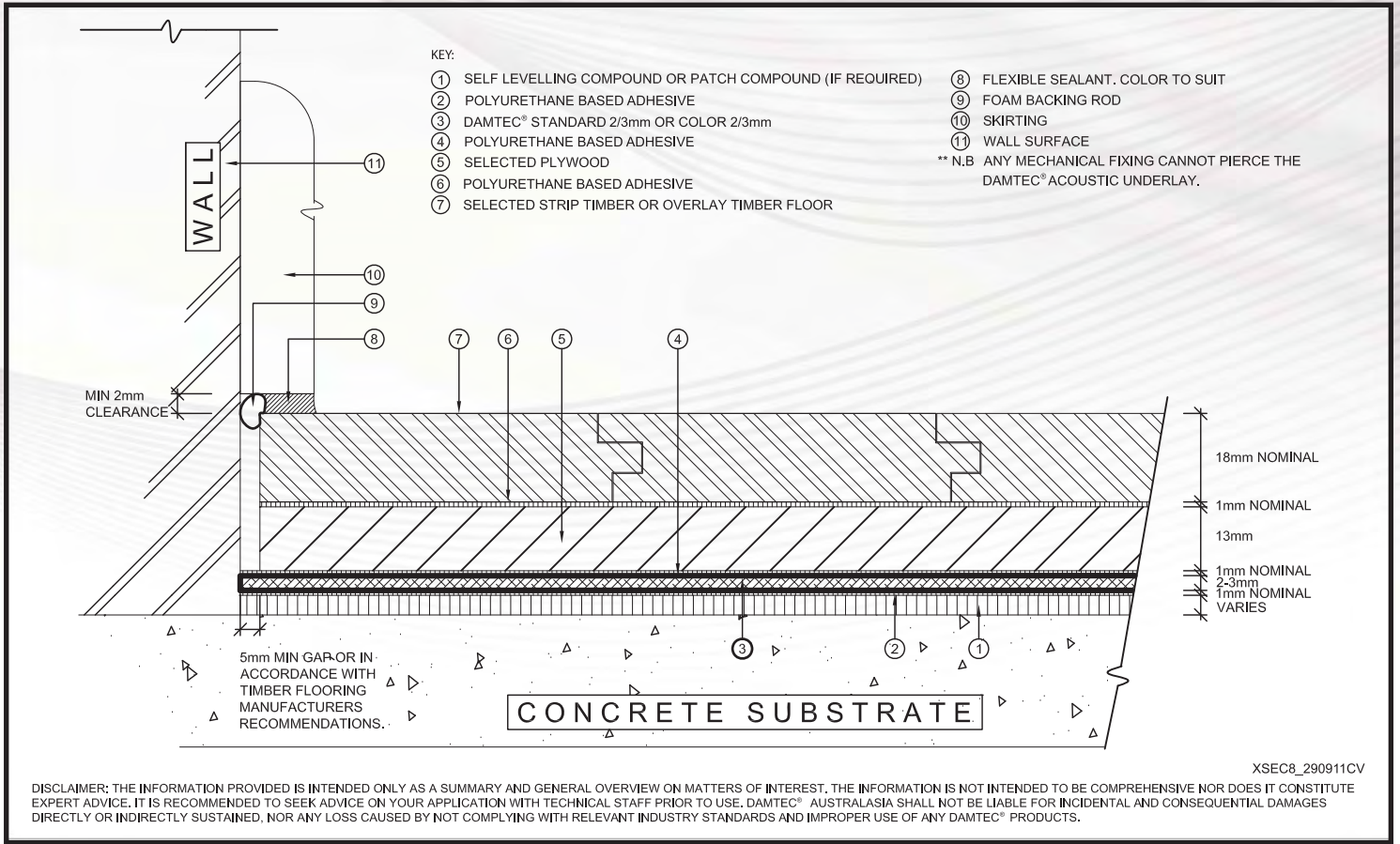
NOTE: Refer to DAMTEC® Cross-sectional drawings for additional information with respect to your particular application.

DISCLAIMER: The general information provided is based on commonly accepted installation practises for acoustic underlay flooring products. The information is not intended to constitute expert advice. To suit your specific site conditions, it is recommended to seek further advise on your application with technical staff prior to use. Damtec® Australasia shall not be liable for incidental and/or consequential damages directly or indirectly sustained, nor any loss caused by not complying with relevant industry/product standards and improper use of any Damtec® products. Due to varying construction methods, any other circumstances not stated above should be brought to the attention of Damtec® Australasia for review. For suitability to the prevailing site conditions, it is advised that you consult with a certified and industry accredited acoustic consultant and conduct on-site testing for verification of performance as results may vary.

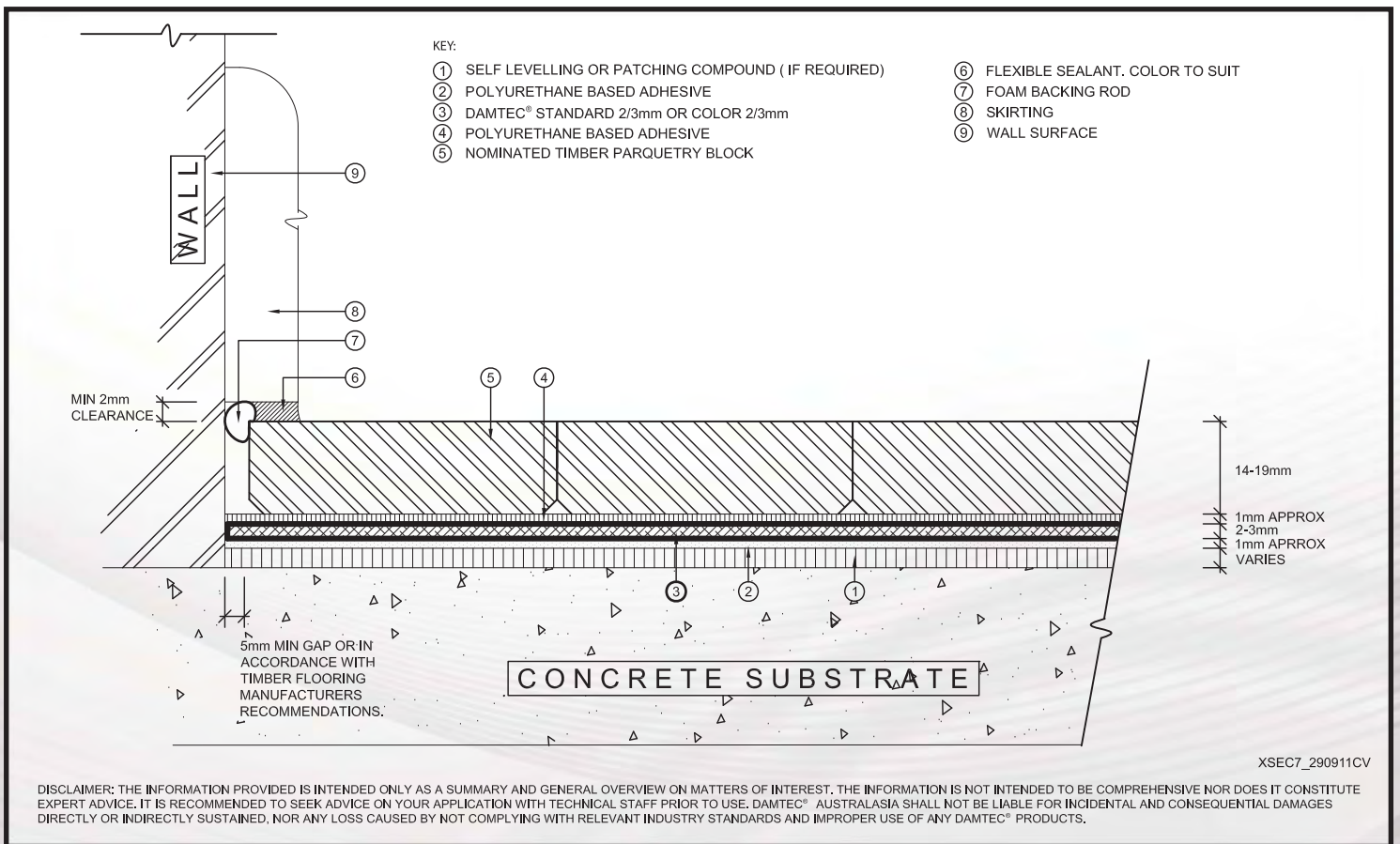


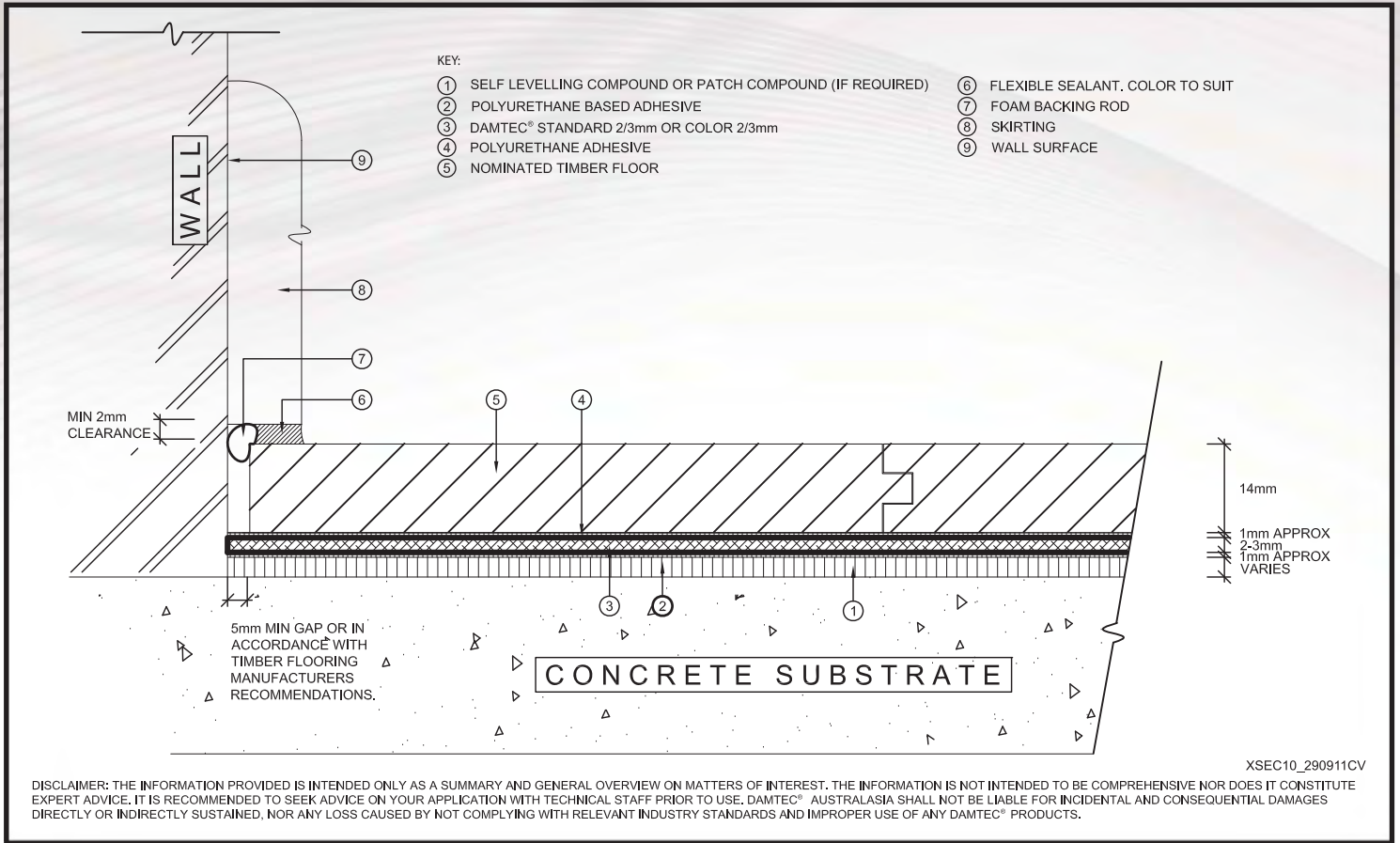
•••• Gummiwerk KRAIBURG RELASTEC GmbH · Fuchsberger Straße 4 · D -29410 Salzwedel
 Fon +49-(0)8683-701-142 · Fax +49-(0)8683-701-4142 · christina.wallner@kraiburg-relastec.com · www.kraiburg-relastec.com/damtec/
 Sitz der Gesellschaft Salzwedel · Handelsregister Stendal HRB 525 · Geschäftsführer Georg Stockhammer

DAMTEC® TYPICAL APPLICATION FOR STRIP OR OVERLAY TIMBER WITH PLYWOOD
OVER **Damtec Standard** or **Damtec Color** ACOUSTIC UNDERLAY



DAMTEC® TYPICAL APPLICATION FOR PARQUETRY BLOCK (DIRECT-STICK)
OVER **Damtec Standard** or **Damtec Color** ACOUSTIC UNDERLAY





1. Identification of the substance/preparation

1.1. Name of product:

DAMTEC products

1.2. Manufacturer/distributor

Gummiwerk Kraiburg Relastec GmbH
Fuchsberger Straße 4
D -29410 Salzwedel

1.3. Advice

Telefon +49 (0) 3901 8304-0
Fax +49 (0) 3901 423557

2. Composition/information on ingredients

2.1. Chemical characterization

High specified rubber granules bound on recycling basis, partial with supplements, like cork granules or PU foam with PU elastomer.

2.2. Additional advice

Application: floor sound underlay

3. Special hazards information for man and environment

Not classified as dangerous preparation according to Directive 1999/45/EC.

4. First aid measures

4.1. In case of eye contact

In case of contact with eyes rinse with plenty of water carefully. In the event of persistent symptoms seek medical treatment.

4.2. In case of ingestion Consult doctor if feeling unwell.

5. Firefighting measures

5.1. Suitable extinguishing material

Foam
Dry fire-extinguishing substances
ABC powder
Water spray jet

5.2. Special exposure hazards arising from the substances, combustible products or resulting gases

Fire gas organic materials has to be classed invariably as respiration poison.

5.3. Special protective equipment for firefighters

Use breathing apparatus with independent air supply. Firefighting operations, rescue and clearing work under effect of combustion and smoulder gases just may be done with breathing apparatus.

5.4. Additional information

Burns down under strong soot production.
Breathing apparatus
Fire residues and contaminated firefighting water be disposed of in accordance with the local regulations.

6. Accidental release measures

6.1. Personal precautions

No special measures necessarily.

6.2. Methods for cleaning up/taking up

Take up mechanically and send for disposal.

7. Handling and storage

7.1. Advice on safe handling

No special measures necessary if used correctly.

7.2. Advice on protection against fire and explosion

Pay attention to general rules of internal fire prevention.

8. Exposure controls / personal protection

8.1. Skin protection

Working protection clothes

8.2. General protective measures

Avoid contact with the eyes.

8.3. Hygiene measures

Wash hands before breaks and after work.

9. Physical and chemical properties

9.1. Form: solid

9.2. Colour: various, depending on coloration

9.3. Odour: characteristic

9.4. pH value in delivery state: not applicable

9.5. Flash point: not applicable

9.6. Solubility in water: insoluble

10. Stability and reactivity

10.1. Thermal decomposition

No decomposition if suitable use.

11. Toxicological information

Experience made from practice: According to our experience and available information the product has no health-damaging effect when handled appropriately and used under the conditions foreseen by the manufacturer.

12. Ecological information

12.1. General regulation

Appropriate handling and use impede ecological problems.

13. Disposal considerations

13.1. Recommendations for the product

There are no harmonised regulations on the disposal of chemicals in the member states of the EU. In Germany, the Recycling and Waste Management Act 8 (KrW - AbfG) stipulates recycling as a requirement.

This means that a distinction must be made between "waste for recycling" and "waste for disposal". Particular aspects - in the main concerning delivery - are also governed by the Laender.

13.2. Recommendations for packing

Totally emptied packaging may be taken for recycling.

14. Transport information

14.1. Transport/further informations

No hazardous materials as defined by the prescriptions.

15. Regulatory information

15.1. Remarks for classification

The product does not require a hazard warning label in accordance with EC directives/German regulations on dangerous substances.

16. Other information

The information contained herein is based on the state of our knowledge. It characterizes the product with regard to the appropriate safety precautions. It does not represent a guarantee of the properties of the product.



DAMTEC®

ACOUSTIC UNDERLAY

PROVIDING YOU PEACE AND QUIET

BROCHURE 3

Head Office (Vic):

Damtec Australasia Pty Ltd

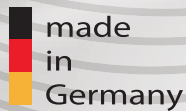
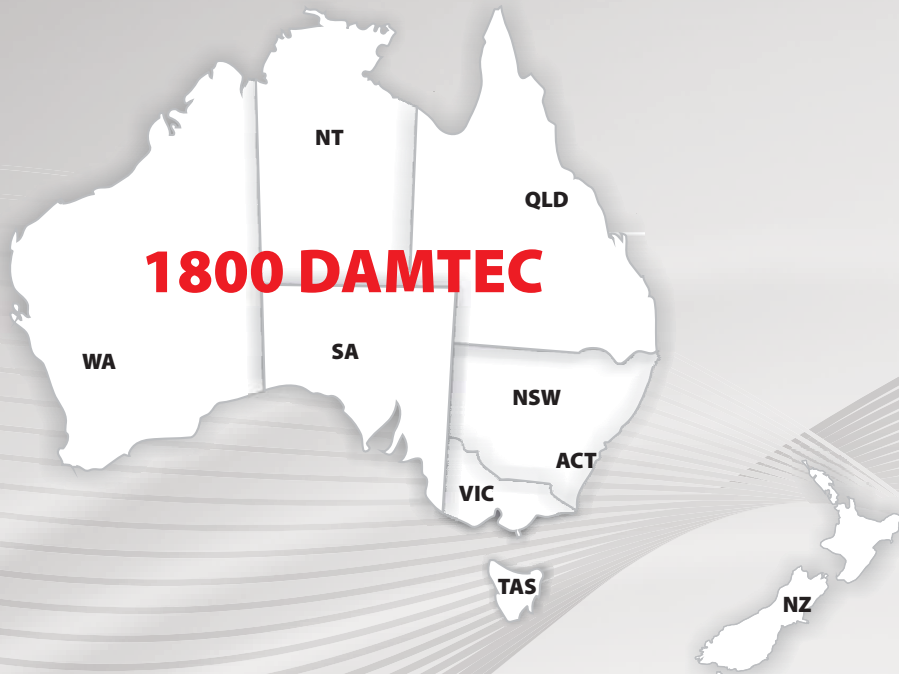
30 Chaffey Street

Thomastown Vic 3074

Tel: +61 3 9462 7000

Fax: +61 3 9462 4661

Email: info@damtec.com.au



www.damtec.com.au