

DAMTEC[®]

ACOUSTIC UNDERLAY

PROVIDING YOU PEACE AND QUIET

“FLOATING” TIMBER FLOORING APPLICATIONS

with Damtec[®] Rubber or Damtec Standard Acoustic Underlay



Manufactured by



made
in
Germany

Engineered solutions against impact sound

DAMTEC[®] Rubber ACOUSTIC UNDERLAY SAMPLE



DAMTEC[®] Standard ACOUSTIC UNDERLAY SAMPLE







DAMTEC® Rubber is our cost-effective rubber composite acoustic underlay, manufactured from recycled rubber to reduce the attenuation, impact sound issue under timber floors. This product has been specifically designed for floating floor applications which minimises unwanted noise within your own four walls and those of your neighbours as well. This product comes in roll form and is very quick and easy to install ensuring a reliable and efficient installation.

Product Data Sheet

Material :	Fine granules of recycled rubber with PU elastomer bonding agent
Colour :	Black
Surface :	Fine granular texture
Width :	1m ± 1.5%
Length :	20 L/M ± 1.5%
Available thickness :	2mm ± 0.3mm (5,8 & 10mm available for custom orders)
Density :	Approx. 910 kg/m ³
Tensile strength :	Approx. 1.0 N/mm ² (EN ISO 1798)
Elongation at break :	Approx. 80% (EN ISO 1798)
Service temperature range :	-30° C to 80° C



DAMTEC® Standard PRODUCT INFORMATION



DAMTEC® Standard is a popular and extremely resilient rubber and cork composite acoustic underlay manufactured from recycled materials to reduce the attenuation, impact sound issue under timber floors. Due to its high grade, raw material composition and acoustic properties, this product can also be used under typical floating timber floor applications. This product comes in roll form and is very quick and easy to install ensuring a reliable and efficient installation.

Product Data Sheet

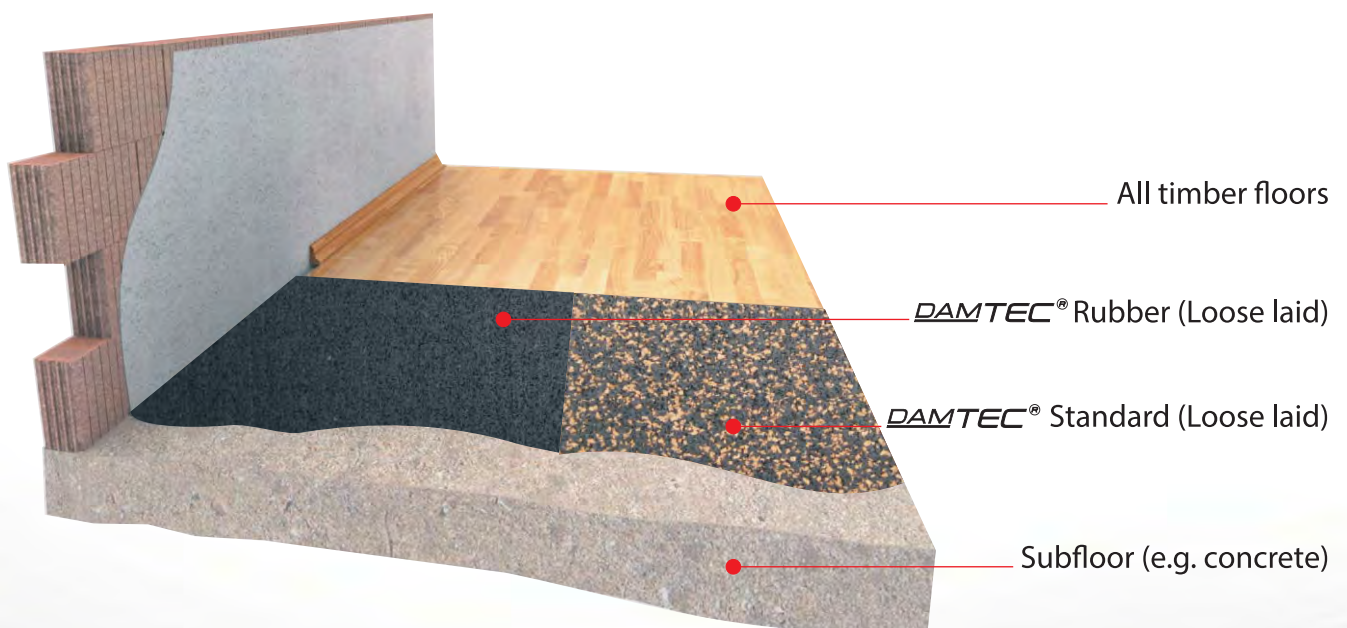
Material :	Fine granules of recycled rubber and cork with PU elastomer bonding agent
Colour :	Black (granulate), beige (cork)
Surface :	Fine granular texture
Width :	1,000mm ± 1.5%
Length :	± 1.5%
Available thickness :	2, 3mm ± 0.3mm (4,5 & 6mm available for custom orders)
Density :	Approx. 700 kg/m ³
Tensile strength :	Approx. 0.6 N/mm ² (EN ISO 1798)
Elongation at break :	Approx. 20% (EN ISO 1798)
Service temperature range :	-30° C to 80° C
Flammability rating :	B2 (DIN 4102-1), Efl (ISO 11925/EN 13501)
Heat transmission coefficient :	0.06 m ² K/W for 5mm slab (DIN 52612)



*** Note: All testing conducted on ONLY 140mm thick concrete slab with NO CEILING and in accordance with ISO 140 with results calculated in accordance with ISO 717.2 (as per B.C.A. requirements.)**

Test report No:	Floor covering	Thickness (mm)	ΔL_w	C_i	$L_{n,w}$	$L_{n,w+C_i}$	ΔL_{lin}
DAMTEC ® Rubber							
124/85 TS	12mm Timber Floating floor	2mm	16dB	-1	58	57	10
DAMTEC ® Standard							
KB-09-00-1 TS	Laminate floor (8mm)	2mm	20dB	-1	54	53	9
KB-09-00-2 TS	Laminate floor (8mm)	3mm	20dB	-1	54	53	10
KB-030107D TS	14mm Timber Floating floor	2mm	15dB	0	58	58	5
KB-030107E TS	14mm Timber Floating floor + 2mm foam (slip layer)	2mm	16dB	-1	58	57	6
KB-220306B	14mm Timber Floating floor (loose laid)	3mm	14dB	0	59	59	4
KB-220306C	14mm Timber Floating floor (loose laid)	5mm	15dB	0	59	59	4
KB-0301071 TS	14mm Timber Floating floor (loose laid)	6mm	15dB	0	58	58	5

DAMTEC® "FLOATING" TIMBER FLOOR APPLICATIONS with **Damtec Rubber** or **Damtec Standard** Acoustic Underlay



DAMTEC® FEATURES AND BENEFITS

- Minimum effect on floor heights and threshold points and provides significantly less risks of deflections and movement in the floor finish as opposed to thicker underlays.
- All products tested are compliant to the Building Code of Australia (Part F5).
- All products are ECO friendly and certified (Including LEED certified).
- All products contain 100% recycled raw materials that can be recycled again.
- Minimises hollow clicking sounds and reverberations under hard floors.
- Outstanding long-term, compressive strength and load bearing performance under high point loads.
- Superior resistance to moisture absorption and rot degradation.

1. GENERAL INFORMATION

DAMTEC® Rubber or Standard acoustic underlays can be used for the treatment of Impact/Footfall sound reduction under timber floating floor coverings.

The following instructions are recommendations based on our experience with installers and material suppliers.

Concrete and timber substrates should be straight, clean and dust free. (I.E. – a keyable finish.) Any laitance residue or curing compound on the substrates surface should be removed prior to the installation of the DAMTEC® acoustic underlay's.

It is strongly advised that upon completion of installation, no tradespersons are to walk over the acoustic underlay for a minimum of 24 hours. Please try and close doors behind you. In the event that this is not practical, please ensure that the underlay is covered with an appropriate cover.



2. SUBSTRATE PREPARATION

Check and prepare substrate in accordance with the relevant Australian Standards.

Concrete substrates are to be free of "hydrostatic pressure."

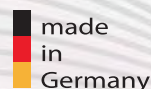
All substrates must conform to the national sub base regulations.

They must be level, clean, firm, stable bearing, dry, free of cracks and free of substances which reduce adhesion (e.g. oil, dust, abrasion debris, old paint etc.)

All concrete substrates are to possess a moisture content reading of less than 5%.

If required, an appropriate primer or moisture barrier membrane is to be installed prior to the installation of the DAMTEC® acoustic underlay products.

For timber substrate applications, ensure that the floor is completely fixed. Any previous stains, sealers or polish is to be removed.



3. STORAGE / INSTALLATION - WITHOUT FIXING TO SUBSTRATE

The acoustic underlay rolls should be stored horizontally and in dry areas at constant temperature.

Roll out, loose lay and butt join the underlay ensuring that it is slightly larger than the surface to be covered. Loose lay the underlay, ideally, perpendicular to the subsequent installation direction of the floor finish. Leave the underlay in place for a minimum of 12 hours. This initial process is vital, as it allows for dimensional relaxation and temperature equilibration to the rooms characteristics.

At the edges, near vertical components like walls, ensure you have at least 50mm extra material running up the walls to allow for a tight cut in after the relaxation period.

After this 12 hour relaxation period has elapsed, begin the “cut-in” process by trimming the underlay to the required size but do not fix in place. Ensure that the acoustic underlay butts up tight against the walls and any other adjacent, structural components, also ensuring that all strips are butt joined, with NO gaps.

4. INSTALLATION OF FLOOR FINISH

You can now commence with the installation of the nominated floating timber floor.

The installation of the proposed floor finish needs to be done in accordance with the floor manufacturer’s recommendations.



•••• Gummiwerk KRAIBURG RELASTEC GmbH · Fuchsberger Straße 4 · D -29410 Salzwedel
 Fon +49-(0)8683-701-142 · Fax +49-(0)8683-701-4142 · christina.wallner@kraiburg-relastec.com · www.kraiburg-relastec.com/damtec/
 Sitz der Gesellschaft Salzwedel · Handelsregister Stendal HRB 525 · Geschäftsführer Georg Stockhammer



No: 9401 - R - 02

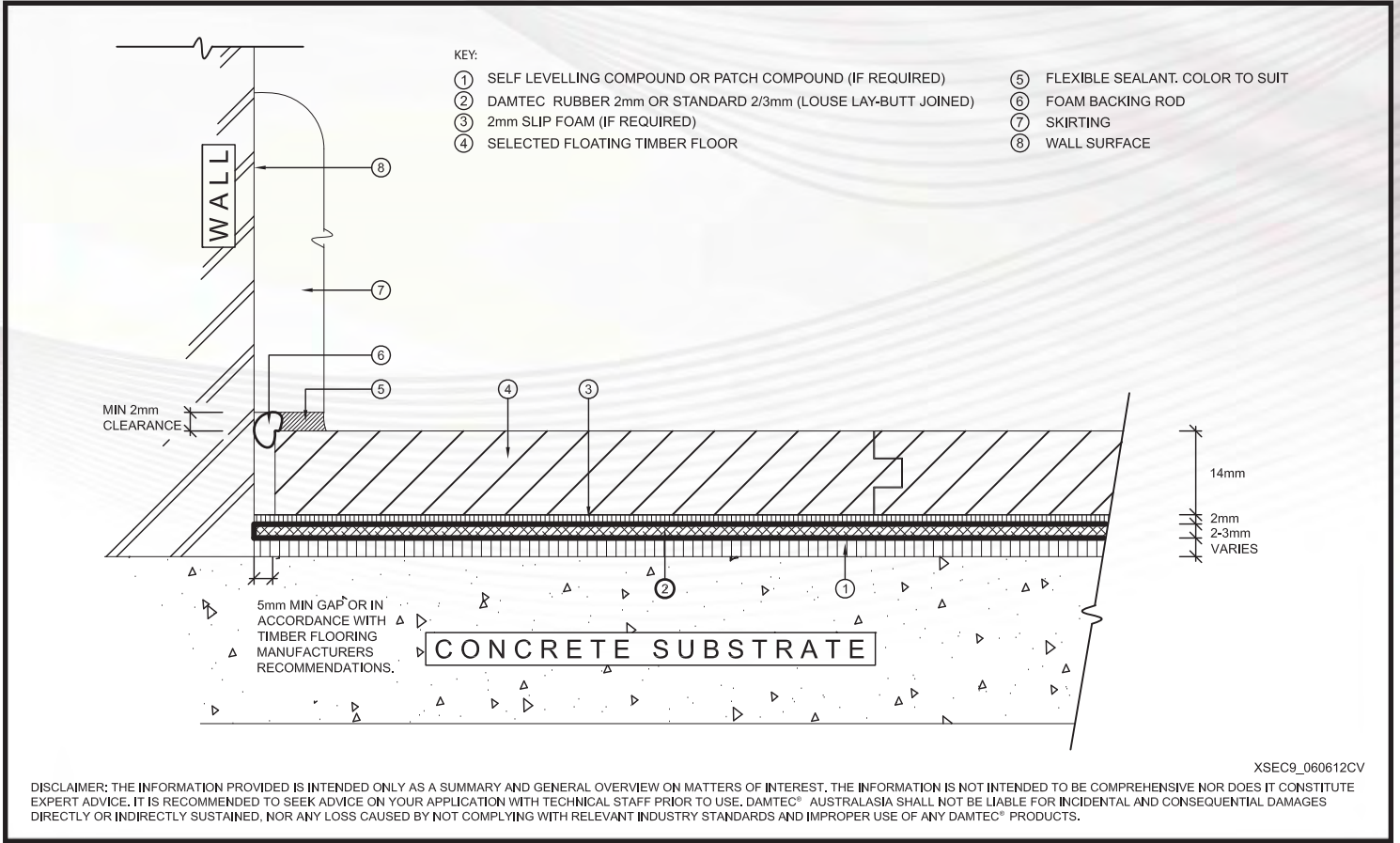
Edition: May 2012

NOTE: Refer to DAMTEC® Cross-sectional drawings for additional information with respect to your particular application.

DISCLAIMER: The general information provided is based on commonly accepted installation practises for acoustic underlay flooring products. The information is not intended to constitute expert advice. To suit your specific site conditions, it is recommended to seek further advise on your application with technical staff prior to use. Damtec® Australasia shall not be liable for incidental and/or consequential damages directly or indirectly sustained, nor any loss caused by not complying with relevant industry/product standards and improper use of any Damtec® products. Due to varying construction methods, any other circumstances not stated above should be brought to the attention of Damtec® Australasia for review. For suitability to the prevailing site conditions, it is advised that you consult with a certified and industry accredited acoustic consultant and conduct on-site testing for verification of performance as results may vary.



•••• Gummiwerk KRAIBURG RELASTEC GmbH · Fuchsberger Straße 4 · D -29410 Salzwedel
Fon +49-(0)8683-701-142 · Fax +49-(0)8683-701-4142 · christina.wallner@kraiburg-relastec.com · www.kraiburg-relastec.com/damtec/
Sitz der Gesellschaft Salzwedel · Handelsregister Stendal HRB 525 · Geschäftsführer Georg Stockhammer





DAMTEC® ACOUSTIC UNDERLAY
PROVIDING YOU PEACE AND QUIET

1. Identification of the substance/preparation

1.1. Name of product:

DAMTEC products

1.2. Manufacturer/distributor

Gummiwerk Kraiburg Relastec GmbH
Fuchsberger Straße 4
D -29410 Salzwedel

1.3. Advice

Telefon +49 (0) 3901 8304-0
Fax +49 (0) 3901 423557

2. Composition/information on ingredients

2.1. Chemical characterization

High specified rubber granules bound on recycling basis, partial with supplements, like cork granules or PU foam with PU elastomer.

2.2. Additional advice

Application: floor sound underlay

3. Special hazards information for man and environment

Not classified as dangerous preparation according to Directive 1999/45/EC.

4. First aid measures

4.1. In case of eye contact

In case of contact with eyes rinse with plenty of water carefully. In the event of persistent symptoms seek medical treatment.

4.2. In case of ingestion Consult doctor if feeling unwell.

5. Firefighting measures

5.1. Suitable extinguishing material

Foam
Dry fire-extinguishing substances
ABC powder
Water spray jet

5.2. Special exposure hazards arising from the substances, combustible products or resulting gases

Fire gas organic materials has to be classed invariably as respiration poison.

5.3. Special protective equipment for firefighters

Use breathing apparatus with independent air supply. Firefighting operations, rescue and clearing work under effect of combustion and smoulder gases just may be done with breathing apparatus.

5.4. Additional information

Burns down under strong soot production.
Breathing apparatus
Fire residues and contaminated firefighting water be disposed of in accordance with the local regulations.

6. Accidental release measures

6.1. Personal precautions

No special measures necessarily.

6.2. Methods for cleaning up/taking up

Take up mechanically and send for disposal.

7. Handling and storage

7.1. Advice on safe handling

No special measures necessary if used correctly.

7.2. Advice on protection against fire and explosion

Pay attention to general rules of internal fire prevention.

8. Exposure controls / personal protection

8.1. Skin protection

Working protection clothes

8.2. General protective measures

Avoid contact with the eyes.

8.3. Hygiene measures

Wash hands before breaks and after work.

9. Physical and chemical properties

9.1. Form: solid

9.2. Colour: various, depending on coloration

9.3. Odour: characteristic

9.4. pH value in delivery state: not applicable

9.5. Flash point: not applicable

9.6. Solubility in water: insoluble

10. Stability and reactivity

10.1. Thermal decomposition

No decomposition if suitable use.

11. Toxicological information

Experience made from practice: According to our experience and available information the product has no health-damaging effect when handled appropriately and used under the conditions foreseen by the manufacturer.

12. Ecological information

12.1. General regulation

Appropriate handling and use impede ecological problems.

13. Disposal considerations

13.1. Recommendations for the product

There are no harmonised regulations on the disposal of chemicals in the member states of the EU. In Germany, the Recycling and Waste Management Act 8 (KrW - AbfG) stipulates recycling as a requirement.

This means that a distinction must be made between "waste for recycling" and "waste for disposal". Particular aspects - in the main concerning delivery - are also governed by the Laender.

13.2. Recommendations for packing

Totally emptied packaging may be taken for recycling.

14. Transport information

14.1. Transport/further informations

No hazardous materials as defined by the prescriptions.

15. Regulatory information

15.1. Remarks for classification

The product does not require a hazard warning label in accordance with EC directives/German regulations on dangerous substances.

16. Other information

The information contained herein is based on the state of our knowledge. It characterizes the product with regard to the appropriate safety precautions. It does not represent a guarantee of the properties of the product.



DAMTEC[®]

ACOUSTIC UNDERLAY

PROVIDING YOU PEACE AND QUIET

BROCHURE 4

Head Office (Vic):

Damtec Australasia Pty Ltd

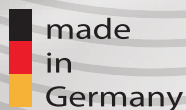
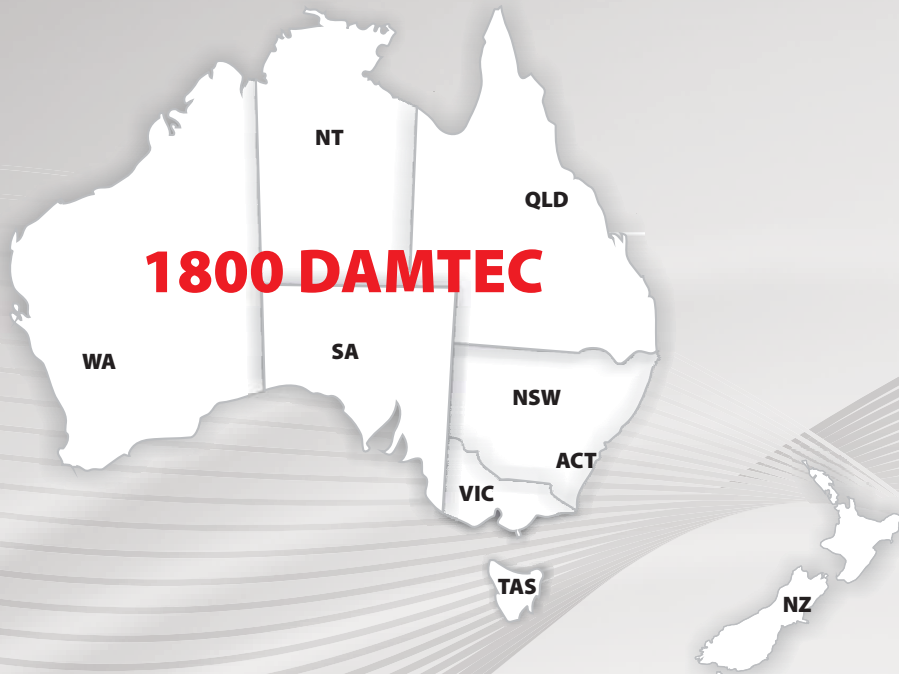
30 Chaffey Street

Thomastown Vic 3074

Tel: +61 3 9462 7000

Fax: +61 3 9462 4661

Email: info@damtec.com.au



www.damtec.com.au